



**STELLA MARIS**  
SCALABRINIAN CATHOLIC NETWORK

# INFORME ANUAL 2024

Sirviendo a los marineros, pescadores y migrantes del mundo con compasión y solidaridad.



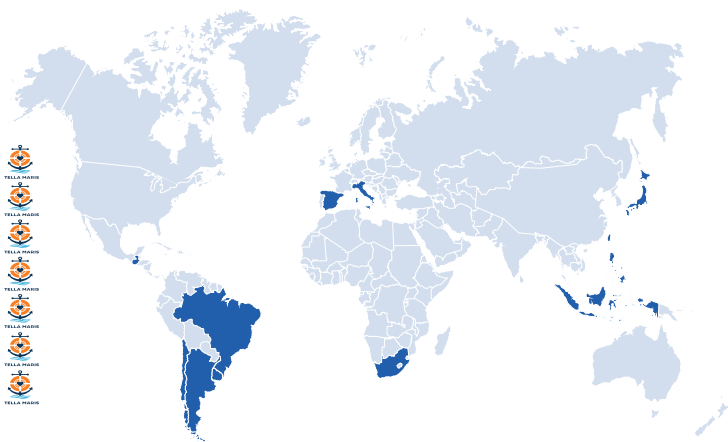
# STELLA MARIS SCALABRINIAN CATHOLIC NETWORK

## DONDE SERVIMOS



### Seafarer Centers (14)

- |                         |  |                           |  |
|-------------------------|--|---------------------------|--|
| Algeciras, Spain        |  | Montevideo, Uruguay       |  |
| Arica, Chile            |  | Puerto Barrios, Guatemala |  |
| Batam, Indonesia        |  | Ravenna, Italy            |  |
| Buenos Aires, Argentina |  | Rio de Janeiro, Brazil    |  |
| Cape Town, South Africa |  | Santos, Brazil            |  |
| Kaohsiung, Taiwan       |  | Taipei, Taiwan            |  |
| Manila, Philippines     |  | Tokyo, Japan              |  |



## NUESTRO IMPACTO EN NÚMEROS

Más de **69,440**  
marineros, pescadores,  
camioneros, trabajadores  
portuarios y sus familias se  
beneficiaron de nuestros programas.



Más de **2,920**  
barcos fueron visitados por  
nuestros capellanes y voluntarios,  
quienes brindaron atención pastoral y  
asistencia a las tripulaciones.

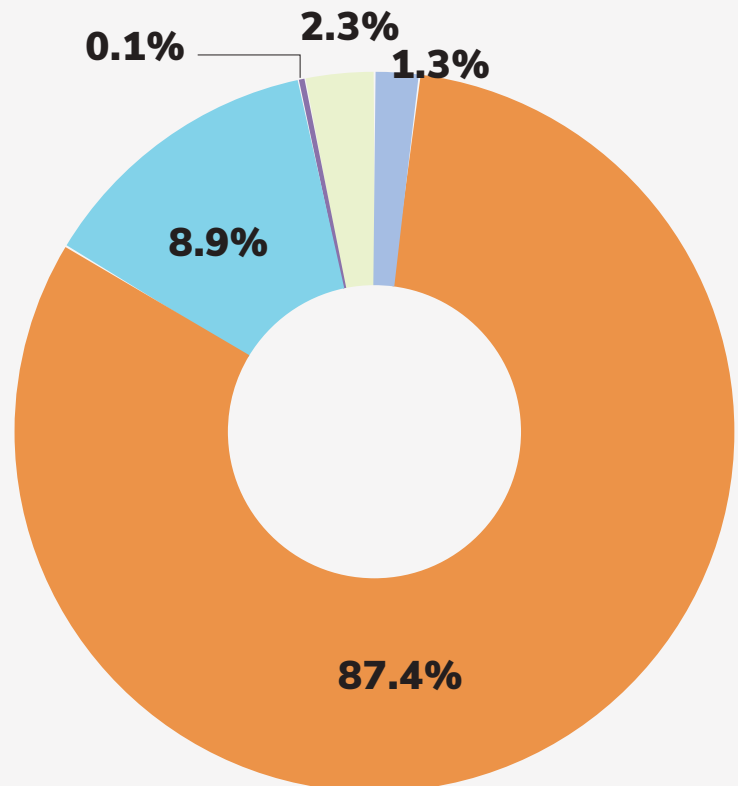



# STELLA MARIS SCALABRINIAN CATHOLIC NETWORK

## NACIONALIDADES ALCANZADAS

Albania	2	Rep. Checa	2	India	4521	Myanmar	950	España	1
Argentina	710	Egipto	402	Indonesia	5581	Namibia	2	Sri Lanka	485
Armenia	2	El Salvador	2	Iran	1	Nigeria	1	San Cristóbal	1
Azerbaiyán	444	Estonia	9	Iraq	1	Cor. del Norte	4	Suecia	3
Bangladés	466	Etiopía	402	Italia	182	Pakistán	340	Siria	1520
Bélgica	27	Finlandia	7	Jordan	2	Panamá	1	Taiwán	829
Bolivia	555	Francia	5	Kazakhstan	2	Perú	35	Tailandia	71
Brasil	230	Georgia	354	Kenya	1	Filipinas	39342	EAU	3
Inglaterra	4	Alemania	48	Latvia	19	Polonia	419	Túnez	16
Bulgaria	162	Ghana	101	Líbano	26	Portugal	1	Turquía	1964
Bielorrusia	2	Grecia	257	Lituania	15	Rumania	286	Turkmenistán	2
Cabo Verde	2	Guatemala	3	Madagascar	2	Rusia	1822	Ucrania	2686
Chile	1	Guayana	6	Moldova	2	Serbia	9	EE. UU.	80
China	3070	Honduras	5	Montenegro	85	Sudáfrica	22	Venezuela	9
Croacia	87			Marruecos	1	Corea del Sur	18	Vietnam	418

### PORCENTAJES DE NACIONALIDADES POR CONTINENTES



## SERVICIOS PRESTADOS EN 2024

### 15,775

#### Servicios religiosos



La Red celebró misas a bordo de los barcos, distribuyó materiales de oración y artículos devocionales. Ofreció consejería, guía espiritual y bendiciones a las tripulaciones y los barcos.

### 4,440

#### Apoyo de salud mental



Se ofreció consultas y talleres sobre salud mental a marineros y pescadores, y se brindó sesiones de intervención en crisis y apoyo a marineros que enfrentaban aislamiento o angustia.

### 6,038

#### Apoyo social



Se organizaron eventos que fomentaron la conexión y la solidaridad. Se entregaron paquetes de ayuda a marineros y pescadores.

### 457

#### Asistencia paralegal



Se brindó asesoramiento legal y defensa a marineros y pescadores en casos relacionados con disputas laborales, contratos y derechos humanos. Se apoyó a marineros y pescadores en sus procesos de inmigración o repatriación.

### 8,418

#### Servicios de comunicación



Se proporcionó acceso wifi y servicios telefónicos a los marineros, permitiéndoles comunicarse con sus seres queridos. Se facilitaron reuniones familiares virtuales.

### 620

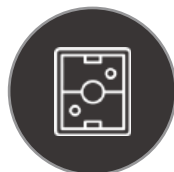
#### Servicios de salud



Se realizaron consultas médicas y chequeos de bienestar. Se distribuyeron kits de higiene y materiales de salud.

### 7,787

#### Servicios recreativos



Se organizaron actividades recreativas, incluyendo torneos deportivos y eventos culturales. Se proporcionaron libros, películas y juegos para el ocio a bordo y en el puerto.



# Casas del Migrante and Scalabrinian Centers

## Annual Report 2024

# Impact by Numbers

---



**787,286**

Migrants and refugees received shelter, food, and medical assistance through the global network of Scalabrinian Centers and Casas del Migrante, showcasing the network's commitment to humanitarian aid.



**19,048**

Migrants enrolled in educational courses and vocational training programs, enhancing their employability and integration into host communities.



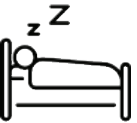
**856,277**

People were provided with hot meals, ensuring access to nutritious food for migrants and refugees in need. Through its shelters and community programs, the network remained committed to combating food insecurity and supporting vulnerable populations.



**308,868**

Bags of food were distributed to migrants and refugees in need. This effort ensured that vulnerable communities had access to essential nutrition during their journeys and resettlement.



**143,268**

Migrants and refugees were accommodated with shelter.



**43,359**

People received legal assistance, helping migrants and refugees navigate complex immigration systems. Through legal services and advocacy efforts, Casas and Centers worked to protect their rights and support their path to stability.



**15,530**

People were provided with medical care. Through clinics, mobile units, and partnerships with healthcare providers, the network addressed urgent medical needs and promoted overall well-being.



**14,814**

Individuals received psychological support. This support helped them cope with trauma, stress, and mental health challenges. Through counseling services and specialized programs, the network prioritized the well-being and resilience of migrants and refugees.



**3,965**

Migrants were supported with the labor insertion, helping them secure stable employment opportunities. Through vocational training, job placement programs, and partnerships with businesses, the network facilitated their integration into the workforce.